



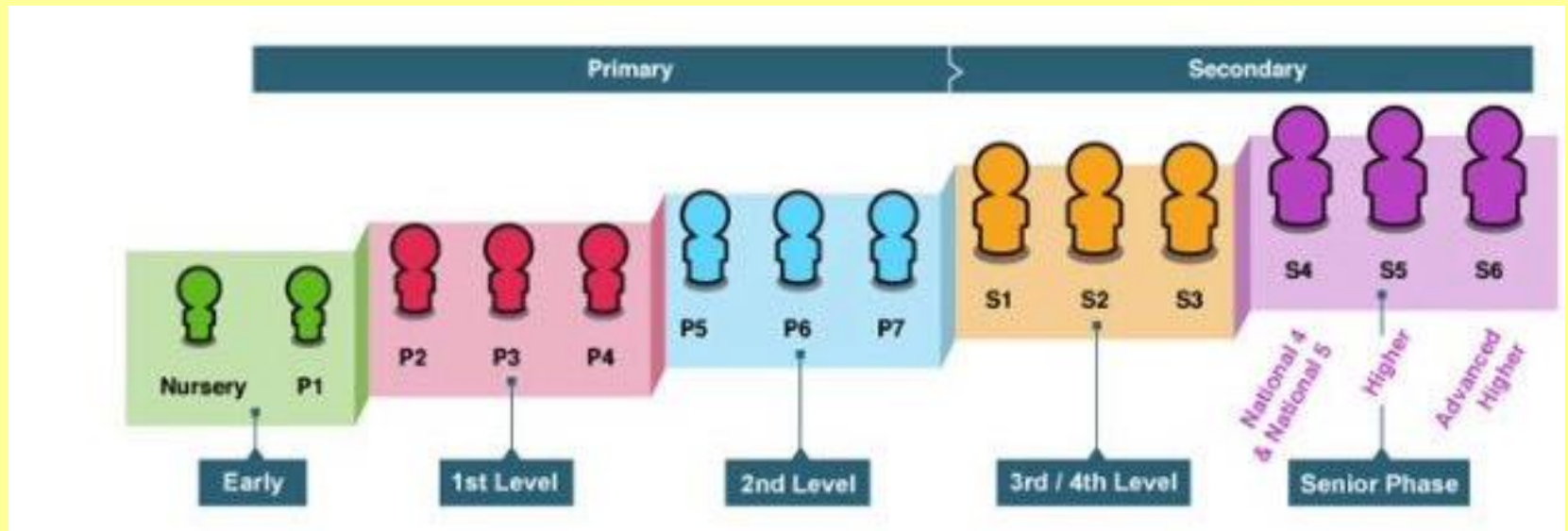
Curriculum Talk for P1 Parents Session 2020-21

Cornbank Primary School

Aims of talk

- Find out what children are learning in P1
- Provide you with a brief outline of the phonics & reading schemes we use
- Look at factors which help children to read successfully by blending
- Discuss and show what children are learning in school
- Look at what you can do at home to help support your child

Curriculum for Excellence



This is a simple guide showing how children may move through the levels of CfE. All children progress at their own pace and work is differentiated to support their learning.

Areas of the Curriculum

- Literacy
- Numeracy and Maths
- Health and Wellbeing
- Social Studies
- Science
- Religious and Moral Education
- Technologies
- Expressive Arts



Literacy

Reading


Writing

Listening and Talking



Phonics

- Letter sounds are taught rapidly and are taught in a few months
- Phonics blending work begins before children are introduced to reading scheme books



Order of Teaching



s	a	t	i	p	n
ck	e	h	r	m	d
g	o	u	l	f	b
ai	j	oa	ie	ee	or
z	w	ng	v	oo	oo
y	x	ch	sh	th	th
qu	ou	oi	ue	er	ar

The process...

- Introducing letters visually
- Teaching each sound with an action
- Children are taught simple rhymes and songs



Active Learning

- Children have lots of active opportunities in writing before they put pen to paper
- For example; whiteboards, magnetic letters, play dough, shaving foam etc
- We also check that they can see the sound and hear the sound



Blending

Children will be encouraged to:

- Once the first few letter sounds are learnt, children begin blending the sounds together to help them read and write new words.
- Identify in words what the initial, medial and final sounds are
- We start simple by introducing children to small words known as c-v-c words.




Word Lists

- The word lists give children the confidence to tackle new or unfamiliar vocabulary
- We blend at school and then use word lists to reinforce these skills at home
- Once children can blend confidently we introduce them to our reading scheme books.



How can you help at home with Phonics?

- Suggested activities in book bags
- Homework sheets
- Laminated cards
- I-spy



How do we teach Reading?

At Cornbank we aim to promote reading for:

- FLUENCY
- MEANING



Reading Skills

We will be encouraging the children to:

- Understand story structure
- Discuss the story
- Make predictions
- Sequence events
- Relate the story to their own personal experiences



Oxford Reading Tree Books

Children will be introduced to the main characters:

- Mum, Dad, Biff, Chip, Kipper and Floppy the dog
- Then as they progress through the stages they will be introduced to other characters such as Wilf, Wilma Anneena and Nadim



Key Words

Teachers will send home key words for the stage your child is at and you can help your child to learn these 'tricky' words at home.



What factors promote success in reading?

- Parental involvement
- Enjoy lots of different books
- Knowledge about print
- Knowledge of rhyme



What do you do if they get stuck?

- Try to encourage enjoyment and fluency
- Try not to get annoyed or exasperated if they don't remember a word today that they knew yesterday!
- If your child sticks on a word, sound it out and if there is no success say it yourself in order to keep the flow going

Reading Together

- Reading together should be fun for both of you
- Be a supportive listener rather than a critical listener
- Give lots of praise - we do!



Reading Record

- The reading record is there for you and your child
- We will send home information using the record (way of communicating)
- We really appreciate you letting us know how you are getting on at home but don't feel you always need to comment



Writing

Different stages

- Scribing
- Over writing
- Under writing
- Independent writing



Listening and Talking

- Lots of opportunities
- Circle time
- Planned talks
- Links to drama



Numeracy

- MUMP – Midlothian Understanding Maths Programme
- SEAL- Stages of Early Arithmetical Learning
- Active Learning




Numeracy

- Number Words and Sequences
- Numerals
- Counting items and collections
- Spatial Patterns
- Sharing



Maths

- Shape - 2D & 3D
- Measure - weight, volume, length
- Angle, Pattern & Symmetry
- Data and Analysis - graphs
- Time - days of week, months, seasons > o'clock/half past
- Money




Health and WellBeing

Physical Wellbeing

- > You will be informed in advance of P.E. days. On these day your child should come to school dressed in outdoor sports clothes (including trainers)
- > Basic Moves programme

Social and Emotional Wellbeing

- > Themes of friendship, kindness, sharing, emotions etc explored through books
- > Cool in School
- > Keeping Myself Safe
- > Internet Safety
- > Circle Times



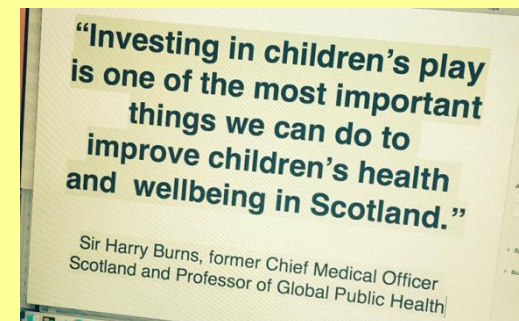
Interdisciplinary Learning (IDL)

P1

- Exploring Health and Wellbeing themes such as friendship, families, emotions and positive mind-sets
- My new school and people who help in it
- My town and people who help in it
- Fairy-tale Focus
- Christmas
- Chinese New Year
- Scots' Week
- Fairtrade
- Fairy-tale Focus
- New Beginnings
- Plants and living things

Play

- Cornbank Early Year's Team have been working hard to develop play across Primary 1 and Primary 2.
- Play is a vital component in children's development, helping to build communication skills, develop resilience and promote problem solving.
- We ensure we use our children with stimulating and meaningful play opportunities.



Play in the classroom

- Children do not have their own seats
- Free play each day
- Children are taught in 2 ways:
 - Whole class teaching inputs
 - Small groups at the teaching table
- Independent tasks



P1H



P1MD

Why do we focus on free play?

- Builds Brains
- Promotes Creativity
- Reveals Passions
- Makes Connections
- Safe Space

Unstructured, open-ended Play is where the magic of childhood happens.

Alana Pace

Our School Vision

Cornbank Primary School

where everyone works together to
inspire learners to be their best now
and in the future



Our School Values

#RISE

Respect
Inclusion
Safe
Excellence



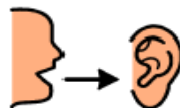
Restorative Approach

- Aim is to support children to make positive choices
- Key questions used to support learners
- Parental involvement



Our School Rules

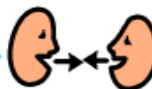
- Listen and follow instructions the first time.



- Keep hands, feet and objects to yourself.



- Speak in an appropriate way.




- Move around the school safely.



- Look after each other and our school.





Out of School Achievements

These are shared in class on our
Google Classroom Jamboards



Google Classrooms

- Each class has a Google Classroom - lots of positive engagement during our school building closure and we are keen to continue using this technology
- More information to follow about how we will be using this
- Please continue to make contact through our school office - email or phone



Google Classroom

Coming in to School

- Please consider our neighbours when parking
- JRSOs, Midlothian Council and Police support with this
- Safe routes and parking maps
- Children should dismount bikes and scooters in playground
- Children must wear helmets
- Please come as close to start time as possible
- Thank you for your support with physical distancing in the playground



Just a few reminders

- Please label all clothing
- Please provide your child with a snack and water daily
- Please provide a painting shirt (with a name label)



Communication

[http:// cornbank.mgfl.net](http://cornbank.mgfl.net)

@CornbankPS



Cornbank.PS@midlothian.gov.uk



0131 271 4575



Chat to us ☺

Questions

If you have any questions or feedback about this presentation, please fill it in at the link below. This also informs us about our transition process from Nursery-P1.

<https://forms.gle/iB7AchtFK4epmTHf8>

