



Curriculum Talk
for
P1 Parents
Session 2022-23

Cornbank Primary School

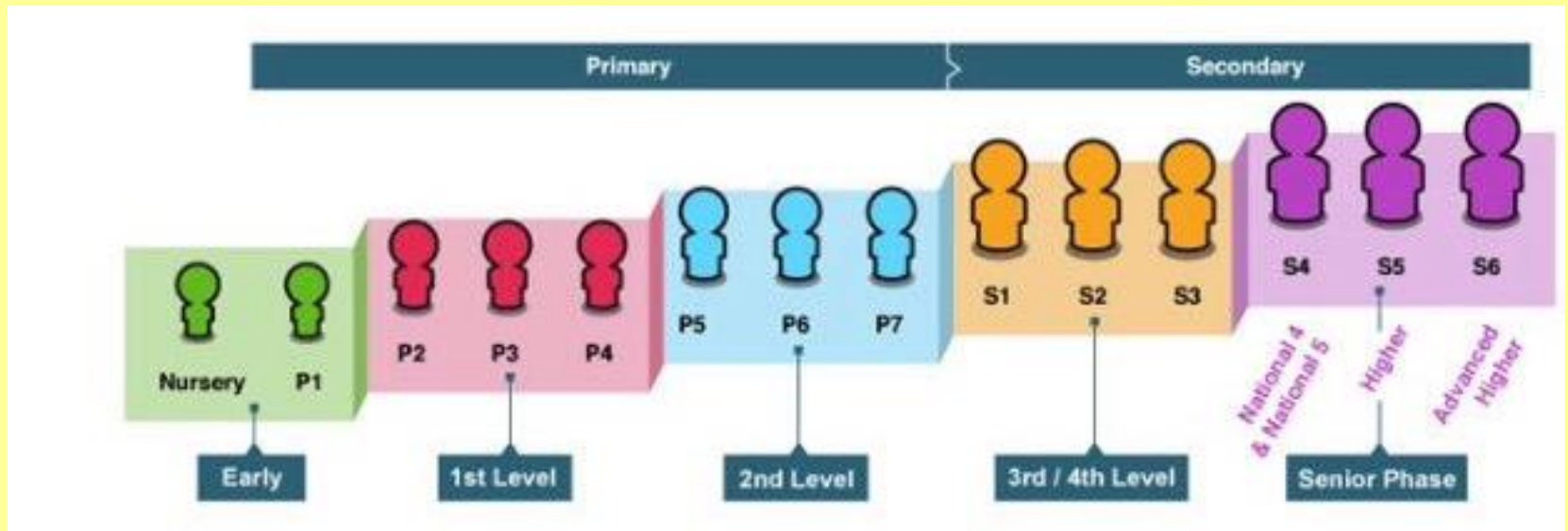
Welcome

- P1D - Miss Sarah Denholm
- P1MD - Mrs Laura Macgregor and Mrs Christine Davies
- EP1/2 - Miss Alison Taylor

Aims of talk

- Find out what children are learning in P1
- Provide you with a brief outline of the phonics and reading schemes we use
- Look at factors which help children to read successfully by blending
- Discuss and show what children are learning in school
- Look at what you can do at home to help support your child

Curriculum for Excellence



This is a simple guide showing how children may move through the levels of CfE. All children progress at their own pace and work is differentiated to support their learning.

Areas of the Curriculum

- Literacy
- Numeracy and Maths
- Health and Wellbeing
- Social Studies
- Science
- Religious and Moral Education
- Technologies
- Expressive Arts



Literacy

Reading


Writing

Listening and Talking



Phonics

- Letter sounds are taught rapidly and are taught in a few months
- Phonics blending work begins before children are introduced to reading scheme books



Order of Teaching



s	a	t	i	p	n
ck	e	h	r	m	d
g	o	u	l	f	b
ai	j	oa	ie	ee	or
z	w	ng	v	oo	oo
y	x	ch	sh	th	th
qu	ou	oi	ue	er	ar

The Process...

- Introducing letters visually
- Teaching each sound with an action
- Children are taught simple rhymes and songs



Active Learning


- Children have lots of active opportunities in writing before they put pen to paper
- For example; whiteboards, magnetic letters, play dough, shaving foam etc
- We also check that they can see the sound and hear the sound



Blending


Children will be encouraged to:

- Once the first few letter sounds are learnt, children begin blending the sounds together to help them read and write new words.
- Identify in words what the initial, medial and final sounds are
- We start simple by introducing children to small words known as c-v-c words.



How can you help at home with Phonics?

- Suggested activities in book bags
- Homework sheets
- Laminated sound cards
- I-spy



Reading Skills

We will be encouraging the children to

- Develop fluency
- Understand story structure
- Discuss the story
- Make predictions
- Sequence events
- Relate the story to their own personal experiences



Oxford Reading Tree Books



Children will be introduced to the main characters:

- Mum, Dad, Biff, Chip, Kipper and Floppy the dog
- Then as they progress through the ORT stages they will be introduced to other characters such as Wilf, Wilma Anneena and Nadim

Key Words

Teachers will send home key words for the ORT stage your child is at and you can help your child to learn these 'tricky' words at home.



What factors promote success in reading?

- Parental involvement
- Enjoy lots of different books
- Knowledge about print
- Knowledge of rhyme



What do you do if they get stuck?

- Try to encourage enjoyment and fluency
- Try not to get annoyed or exasperated if they don't remember a word today that they knew yesterday!
- If your child sticks on a word, sound it out and if there is no success say it yourself in order to keep the flow going

Reading Together

- Reading together should be fun for both of you
- Be a supportive listener rather than a critical listener
- Give lots of praise - we do!



Reading Record/Details

- We intend using Reading Diaries to set reading.
- A sticker will be added to diaries with details of the current book and pages to read. There is also space for any comments in school and from home.



Writing

Different stages

- Scribing
- Over writing
- Under writing
- Independent writing



Listening and Talking

- Lots of opportunities
- Circle time
- Planned talks
- Links to drama



Numeracy

- MUMP - Midlothian Understanding Maths Programme
- SEAL- Stages of Early Arithmetical Learning
- Active Learning




Numeracy

- Number Words and Sequences
- Numerals
- Counting items and collections
- Spatial Patterns
- Sharing



Maths

- Shape - 2D & 3D
- Measure - weight, volume, length
- Angle, Pattern & Symmetry
- Data and Analysis - graphs
- Time - days of week, months, seasons > o'clock/half past
- Money




Health and WellBeing

Physical Wellbeing

- > You will be informed in advance of P.E. days. On these day your child should come to school dressed in outdoor sports clothes (including trainers)
- > East Renfrewshire Active 8 programme covering movement skills.

Social and Emotional Wellbeing

- > Establishment Phase
- > Themes of friendship, kindness, sharing, emotions etc explored through books
- > RSHP Health Programme
- > Keeping Myself Safe
- > Internet Safety
- > Resilience

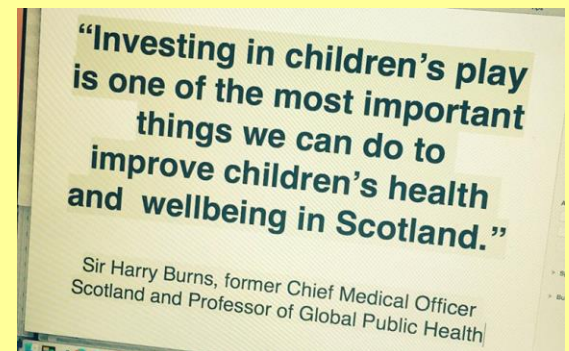


Interdisciplinary Learning (IDL)

- Exploring Health and Wellbeing themes such as friendship, families, emotions and positive mind-sets
- My new school and people who help in it
- My town and people who help in it
- Fairy-tales
- Harvest/Christmas
- Chinese New Year
- Scots' Week
- Fairtrade
- New Beginnings
- Plants and living things

Play

- Cornbank Early Year's Team have been working hard to develop play across Primary 1 and Primary 2.
- Play is a vital component in children's development, helping to build communication skills, develop resilience and promote problem solving.
- We ensure our children have stimulating and meaningful play opportunities.



Why do we focus on free play?

- Builds social skills
- Promotes Creativity
- Reveals Passions
- Makes Connections
- Safe Space to try new things

Unstructured, open-ended Play is where the magic of childhood happens.

Alana Pace

What does this look like in the classroom?

- Children do not have their own seats
- Free play each day
- Teacher led experiences:
 - Whole class teaching inputs
 - Small groups at the teaching table
- Independent tasks related to learning intention



Our School Vision

Cornbank Primary School

where everyone works together to
inspire learners to be their best now
and in the future



Our School Values

#RISE

Respect
Inclusion
Safe
Excellence



Restorative Approach

- Aim is to support children to make positive choices
- Key questions used to support learners
- Parental involvement



Google Classrooms

- Each class will have a *Google Classroom* - lots of positive engagement during our school building closure and we are keen to continue using this technology
- More information to follow about how we will be using this
- Please continue to make contact through our school office - email or phone



Google Classroom

Coming in to School

- Please consider our neighbours when parking
- JRSOs, Midlothian Council and Police support with this
- Safe routes and parking maps
- Children should dismount bikes and scooters in playground
- Children must wear helmets



Just a few reminders

- Please label all clothing
- Please provide your child with a snack and water daily
- Please provide a painting shirt (with a name label)
- Please could toys stay at home where they are safest 😊



Communication

`http://` cornbank.mgfl.net

@CornbankPS



Cornbank.PS@midlothian.gov.uk

E-mail!

0131 271 4575



Chat to us 😊

Questions



Thank you and
Evaluation

